



Road Safety Week

<https://www.brake.org.uk/road-safety-week>

w/c Monday 17th November 2025

Road Safety Week



Ladybirds

**Road
Safety
Week**



**Stop, Look, Listen,
Think ... before you
cross the road**

**“We stop on the
pavement. Cars are
not allowed on the
pavement”**

**“Look at the road.
You have to be safe
and look when you
are crossing”**

**“We always look left
and right when we go
to church with yiayia
and bapou”**

**“Once my granny stepped into the
road. She stepped too close and I had
to pull her away”**

**“”Listen for the cars. One car might be
coming really fast and so you have to wait for
it to go past you so you don't get squashed.”**

“I always hold my parents hand and I wait when the cars are coming. It's very dangerous on the road”

Dragonflies



“We need to look left and right always, not up and down”

“You stop when The red light shows and you go when the green light shows”

“Stop, Look, Listen, Think if it is safe to cross”



“I always hold my mummy’s hand when I come to school”

“You have to stand on the pavement. The road is for the cars and the pavement for the people”

“When I go in the car I always put my seatbelt on”

“You press the button and then it makes a beep sound, that means you can go”

"When we cross the roads we make sure to **stop, look, listen and think**" Ares



Road Safety Week

1F



"Before you cross the roads, you should get off the scooter or bike" Soleil



"You make sure you use your listening ears to hear cars" Sofia



"We need to make sure to **STOP**" Isabella



"When you go to cross the roads, look both ways before you cross" Ivy



"We need to think if it is safe to cross the road" River

Stop!



1S

Look right,
then left,
then right
again!



Look!



Listen!



Road Safety Week



Keep
looking
when
crossing!



Think!



" A firefighter is someone who help to keep the road safe after a crash" Ikra



2B



" Paramedics arrive at the scene to help anyone who is injured" Finlay

" Doctors and nurses treat people who have been hurt or involved in a crash" Tristian



" A police officer is someone who catches bad drivers and gives speeding tickets" Stanley



" We should always hold our grown ups hand when walking on the pavement" Danila

" A lollipop person helps children to cross the road safely" Mikaeel

STOP, LOOK, LISTEN AND THINK



“There are lots of different people that can help us stay safe on the road and inside cars, such as a lollipop

“Stop and look left and right before crossing, even at a zebra crossing.”
Kareema

2L



“Hold an adults hand when you are on the roads.” Sindy

“ The police will stop drivers if they are going too fast.”
Joanna


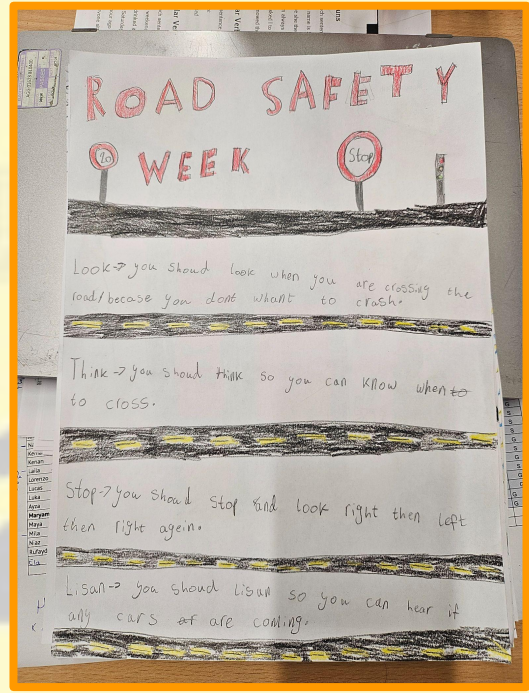

“ When it's dark, you need to wear bright clothes so that drivers can see you.” Nylah

“If there is a road accident, the paramedic will come to help them if they are injured.”
Ryan

STOP, LOOK, LISTEN AND THINK



Slow down for a safer town!



3R

Don't cross when there is a red man - Lidia



Road Safety Week

When it's night time wear something bright or reflective - Joshua



Wait until the car stops at zebra crossings - Idil



Don't be on your phone whilst driving - Leando

Always look left and right when crossing the road - Enny








Always wear your seatbelt - Isil

We discussed how we stay safe on roads and around them

- Safety comes first, stop, look, listen and think before you cross.
- If its a busy road, park away from it and walk where you need to.
- Wear something bright and reflective so that you can be seen in dark.
- Hold an adults hand when crossing the road

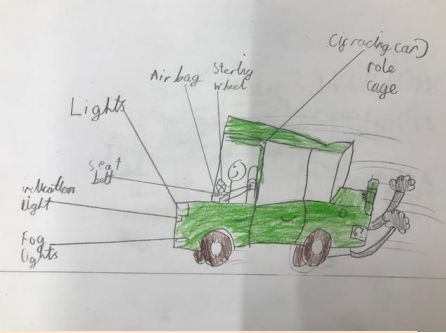


4S



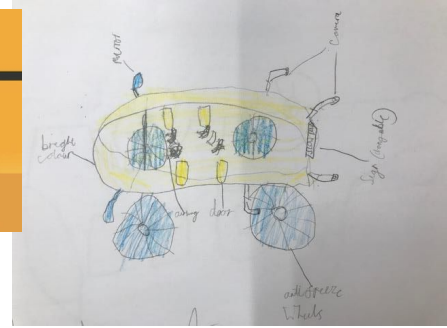
We designed our own cars with features that would make the cars extra safe.

- Brakes that work automatically.
- A sensor that can detect danger, like large objects.
- Fuel that never runs out so you do not breakdown in a strange place.
- A smart device that tells others when you are in danger.
- Special tyres that make your journey safe.
- Seat belts which lock in as soon as you sit.

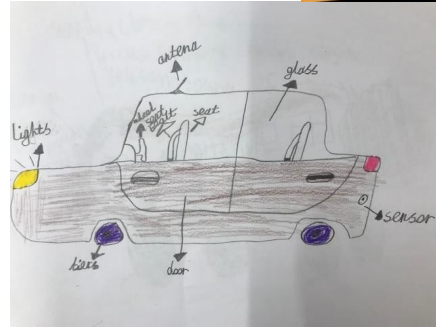


Here are some of our **SAFE CAR** designs.

4T



We need to have a safe car so there is less risk of not surviving a car crash.
John



When there is an accident, camera should record everything so the police know what has happened.
Nana



An airbag makes a car safer. Fox

A seat belt makes a car safer. Lavin

I think there should always be a human driving the car in case anything goes wrong with a computer. Alessandro



Some of our high visibility bags!

Name: Nana Class: 4T
Brighten Your Bag Competition: Bag Design



Name: Dylan Class: 4T
Brighten Your Bag Competition: Bag Design



First Journeys

5R

When we start secondary school we will walk by ourselves so we need to learn the rules and stay safe.

First journeys could be walking to school as an independent traveller or even starting to practise walking to the local shop or park.

We learned how to stay safe crossing the road. We need to ensure we are not using mobile phones and are focused! We should remove headphones and ear buds so we can hear the on-coming traffic.

**Remember to stop,
look, listen, think!**

**Stop: before the edge
of the pavement**

**Look: right, left, right
again**

Listen: for traffic

**Think: is it safe to
cross?**



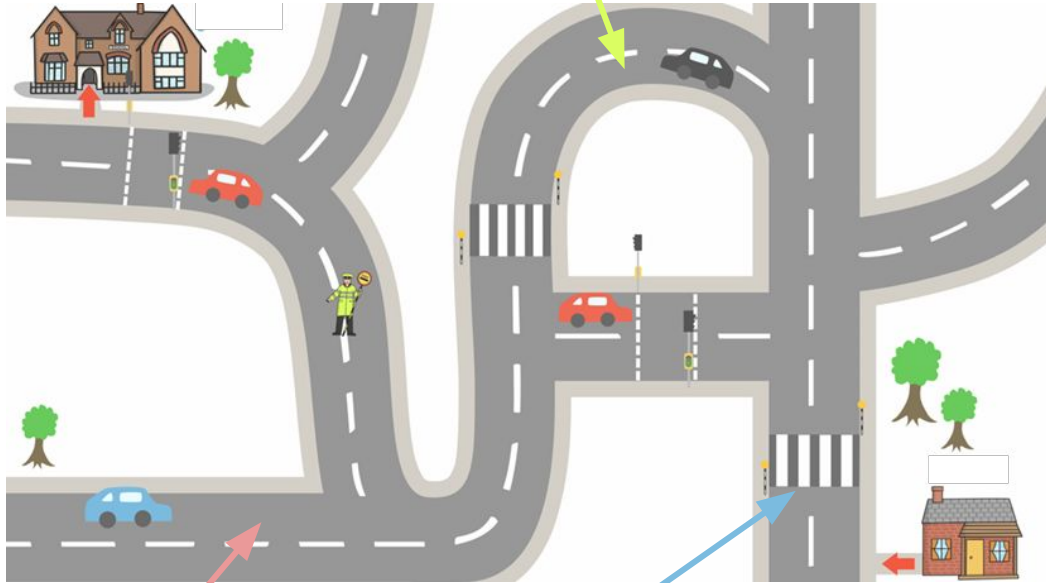
5J

5J looked at what we can do to stay safe when we take our first journeys independently.

Don't be distracted by devices when you are crossing roads - Nafas

Wearing high-vis clothing will help you be seen by cars when you are walking - Shuyi


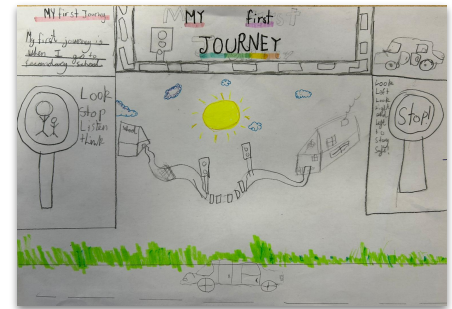


You can also wear high-vis accessories to help you be seen in the dark - Lily




Make sure to always look left and right before crossing - George

Zebra crossing and traffic lights are sensible places to cross roads - Diya

Don't listen to music when you are crossing roads so you can hear the cars - Selen





6B

We designed our Be Safe on the roads bags and spoke about how to keep safe on the road.

Be safe on the road!

